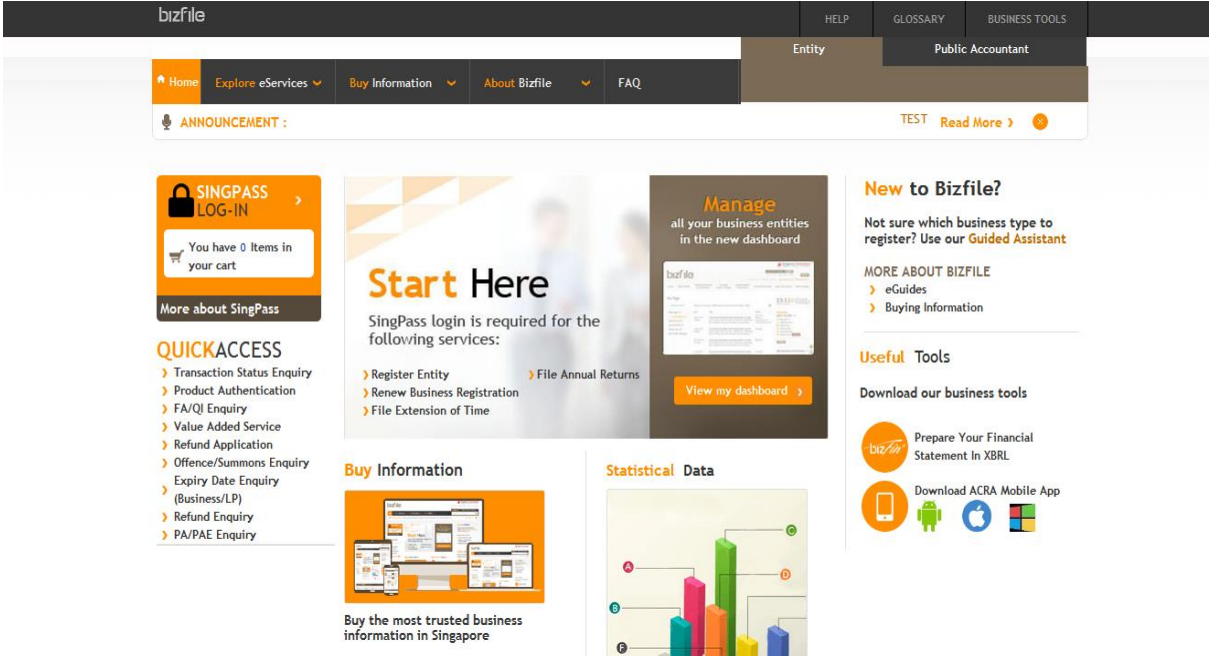
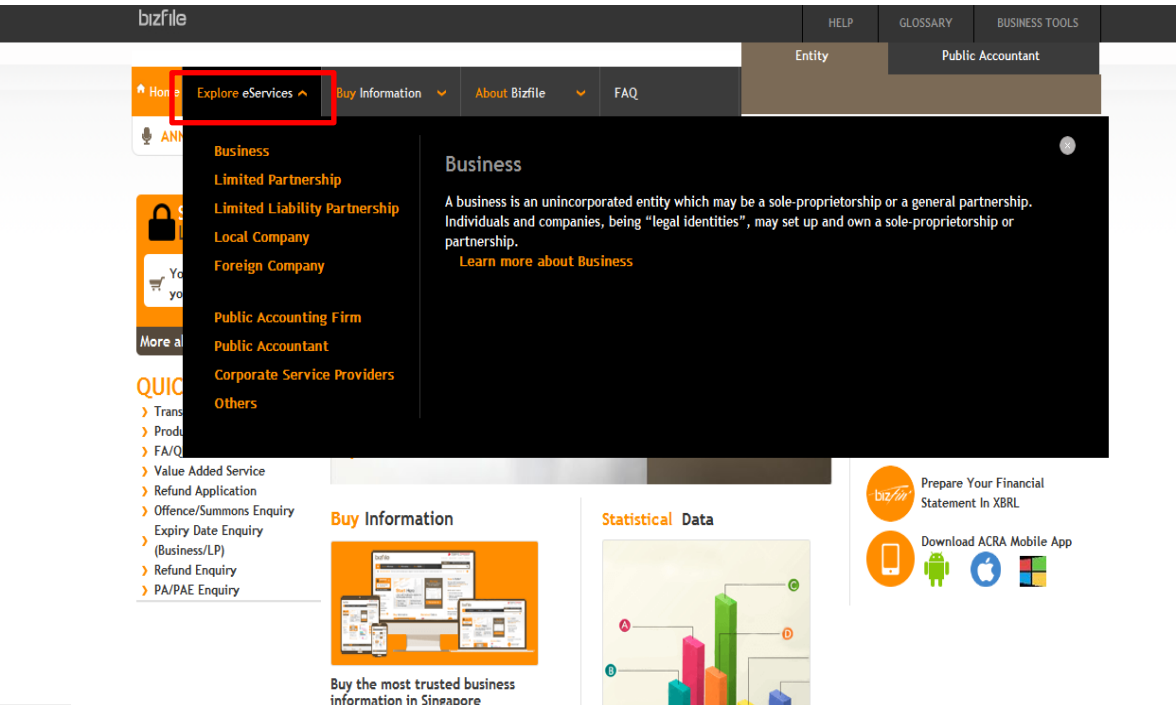
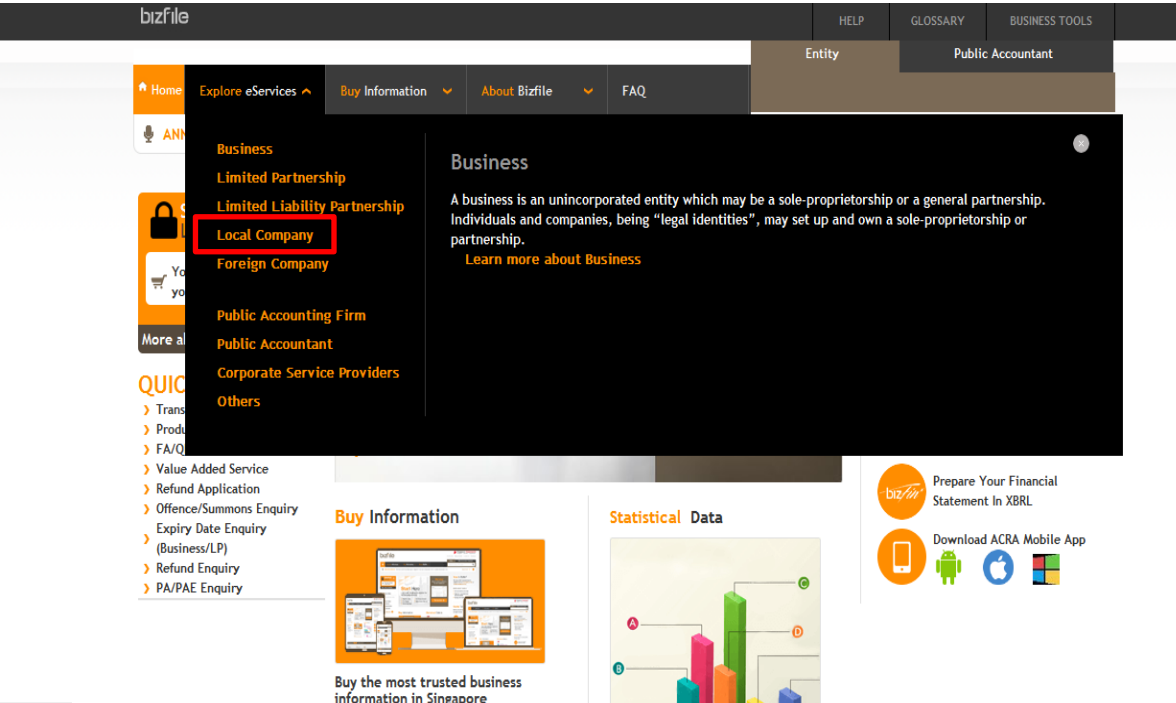
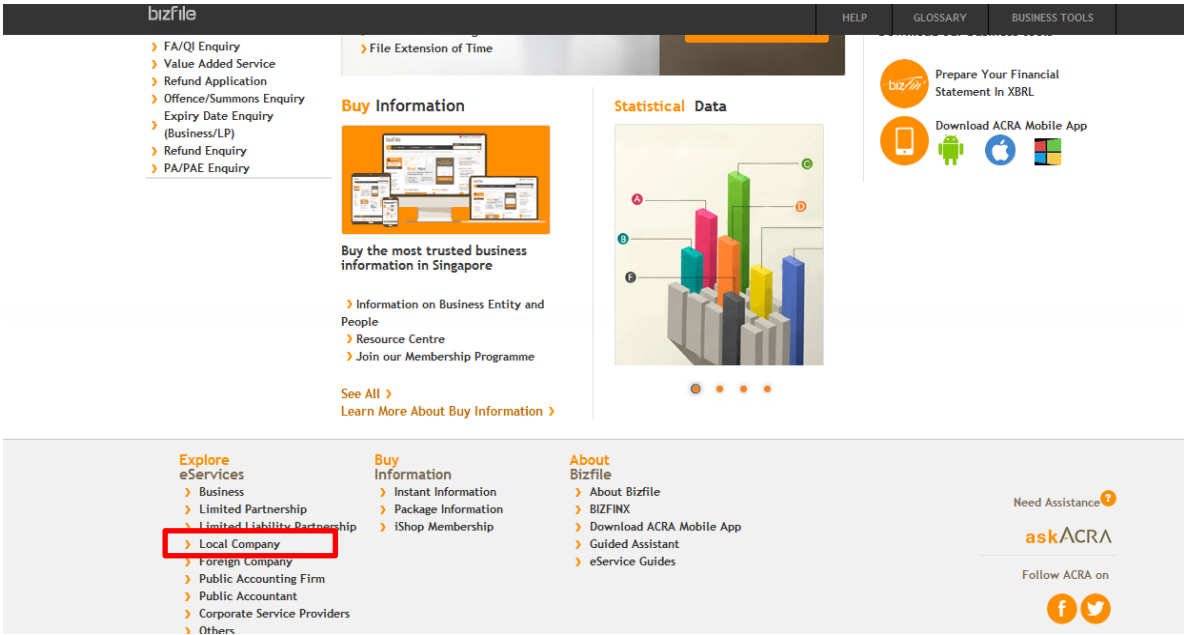
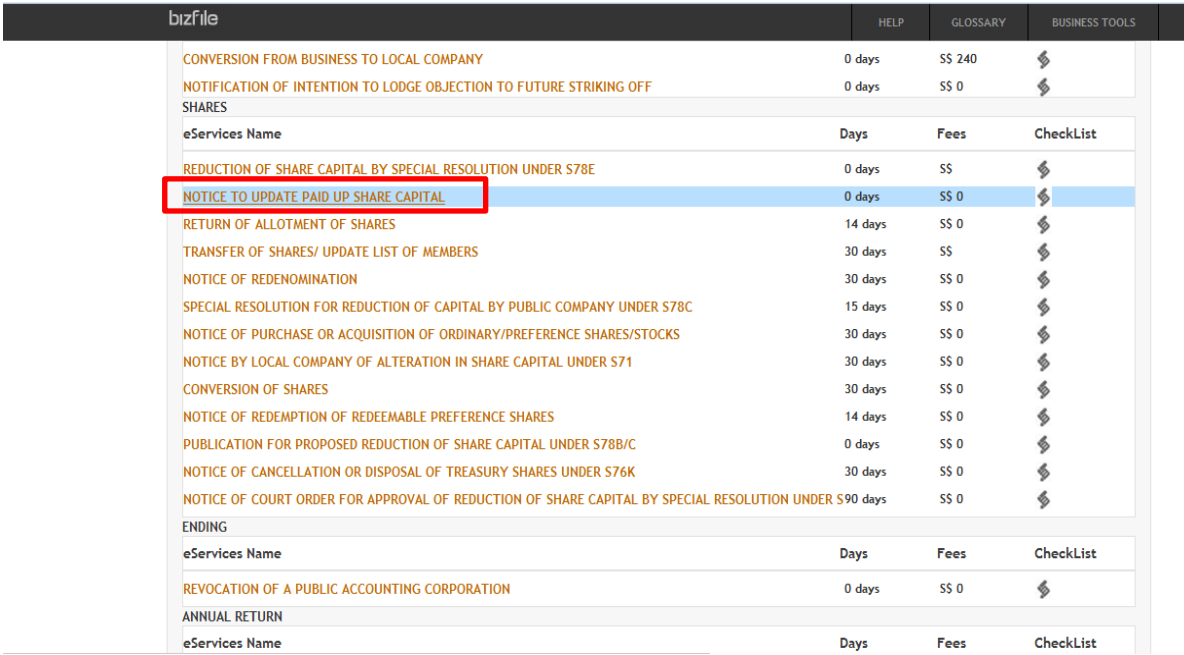
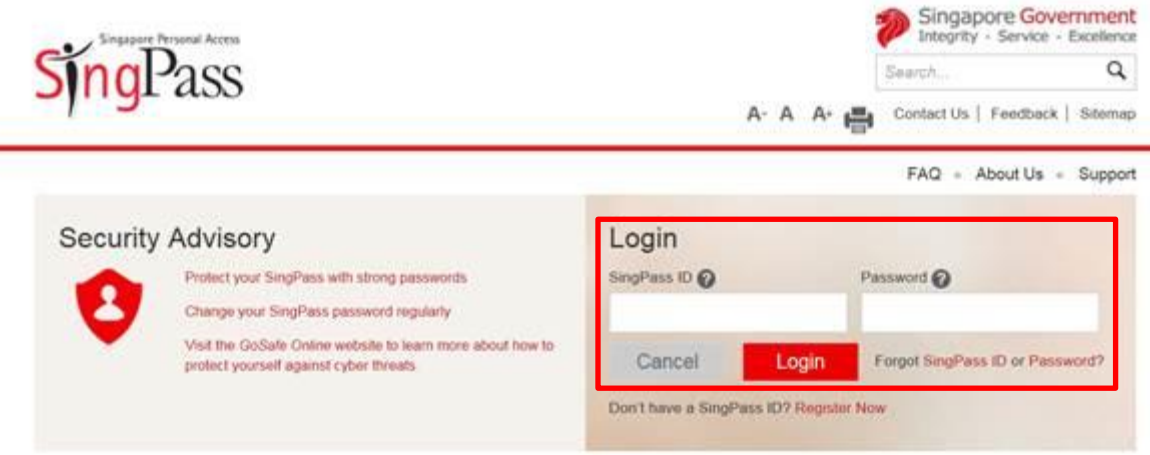
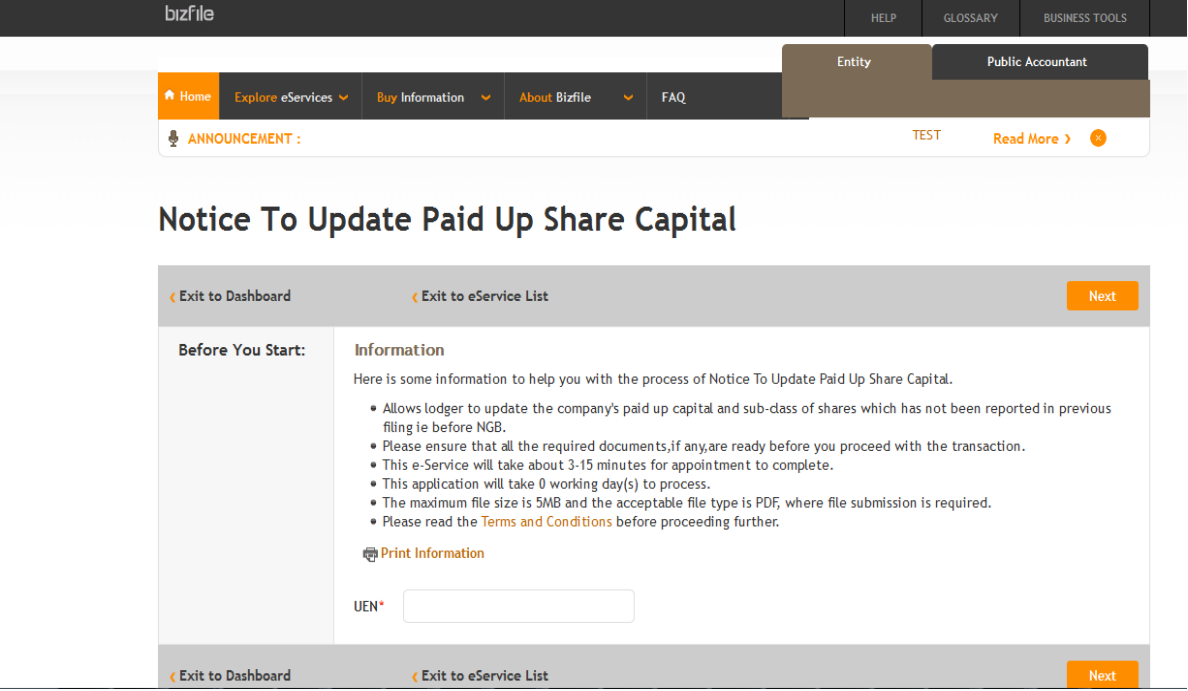


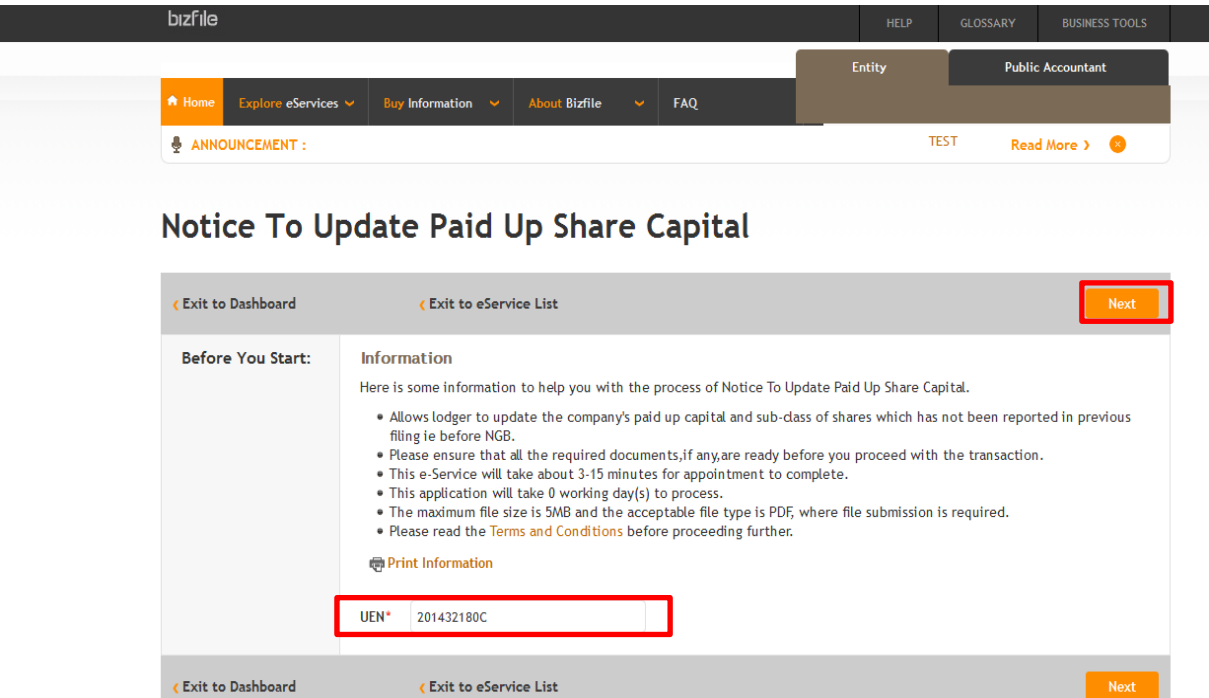
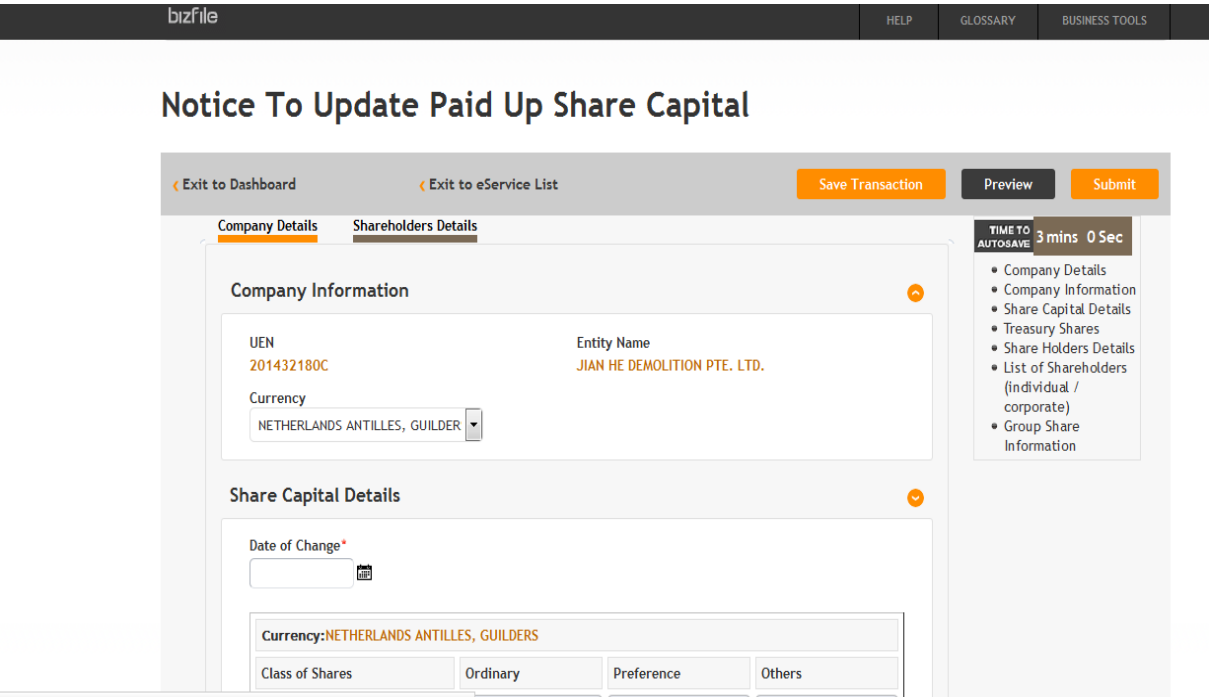
# Step by Step Guide for Filing Notice To Update Paid Up Share Capital

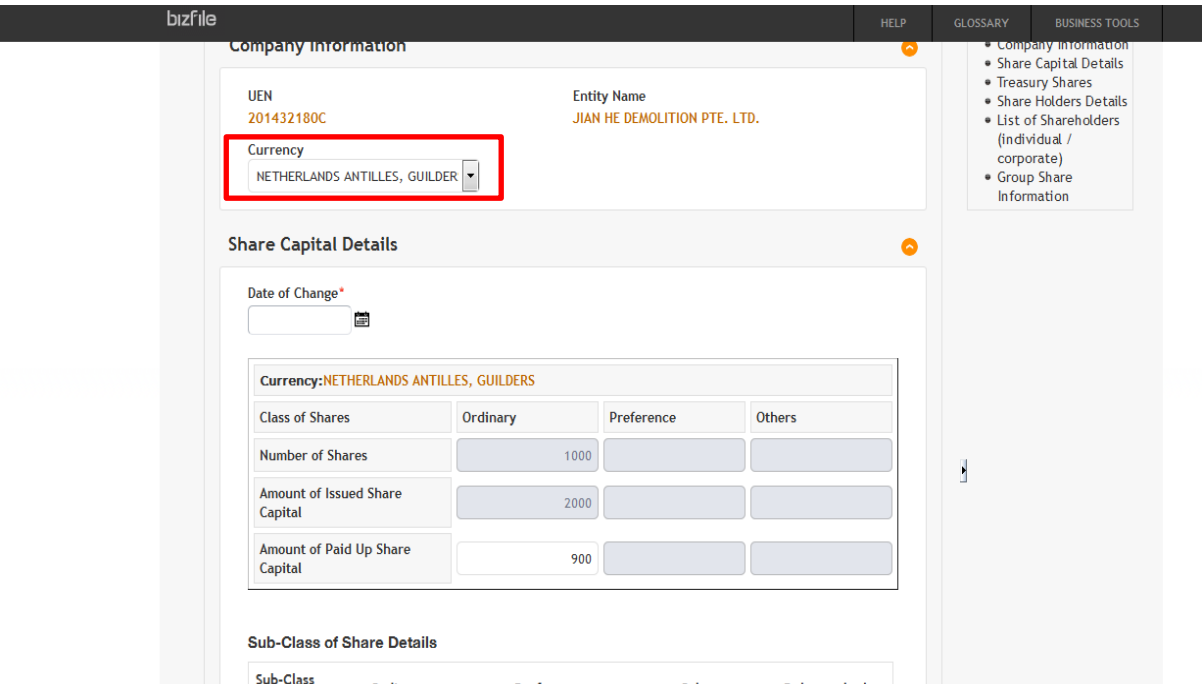
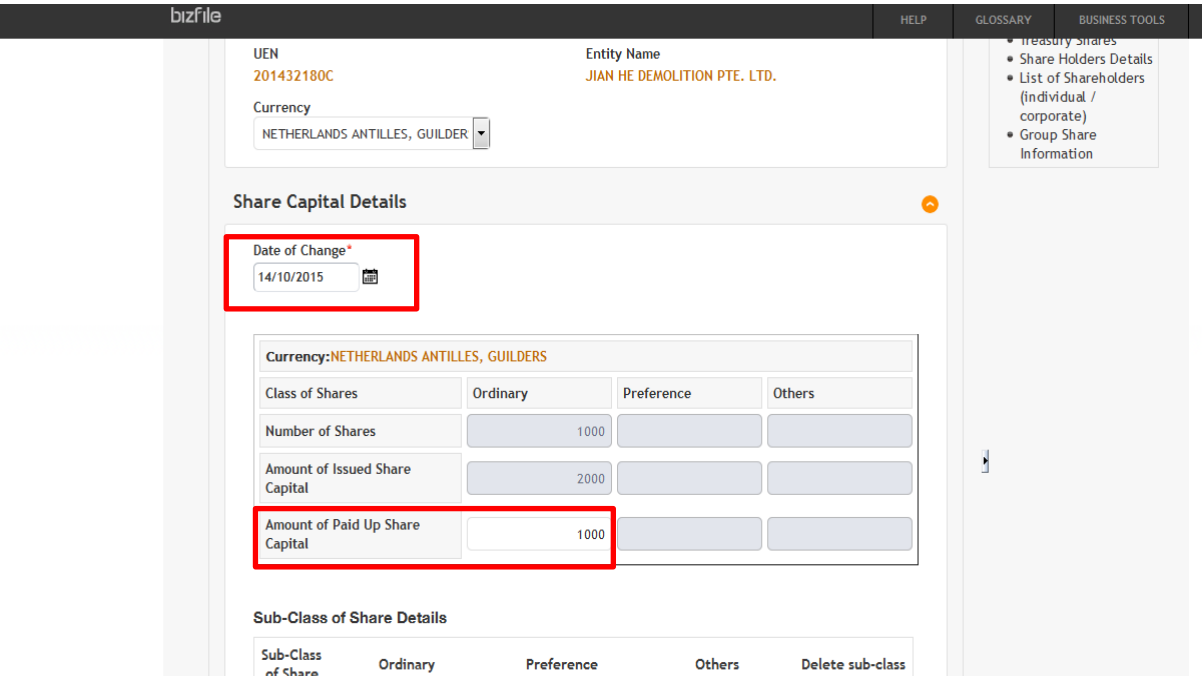
Steps	Descriptions
1.	<p>Login to <a href="http://www.bizfile.gov.sg">www.bizfile.gov.sg</a></p>  <p>The screenshot shows the bizfile.gov.sg homepage. At the top, there is a dark navigation bar with the 'bizfile' logo and links for 'HELP', 'GLOSSARY', and 'BUSINESS TOOLS'. Below this is a secondary navigation bar with 'Entity' and 'Public Accountant' tabs. A main menu includes 'Home', 'Explore eServices', 'Buy Information', 'About Bizfile', and 'FAQ'. An announcement banner is visible. The main content area is divided into several sections: a 'SINGPASS LOG-IN' button with a shopping cart icon, a 'QUICKACCESS' list of services, a 'Start Here' section with a 'SingPass login is required' message and links to 'Register Entity', 'File Annual Returns', 'Renew Business Registration', and 'File Extension of Time', a 'Buy Information' section with a 'View my dashboard' button, a 'Statistical Data' chart, and a 'New to Bizfile?' section with links to 'eGuides' and 'Buying Information'. At the bottom right, there are links to 'Prepare Your Financial Statement In XBRL' and 'Download ACRA Mobile App'.</p>

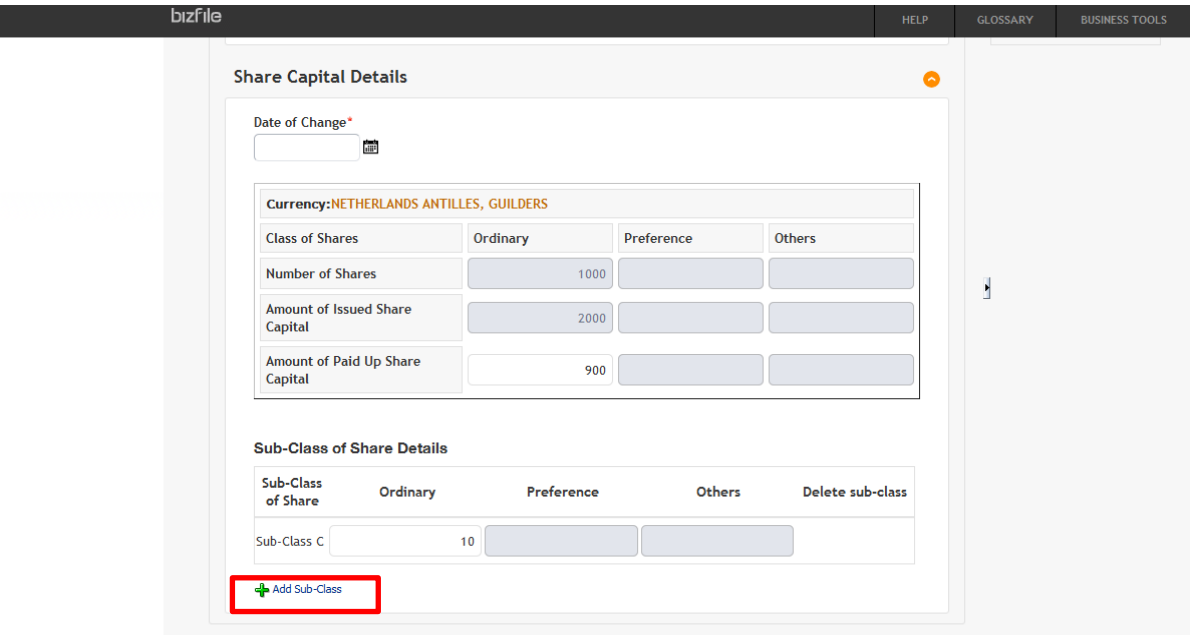
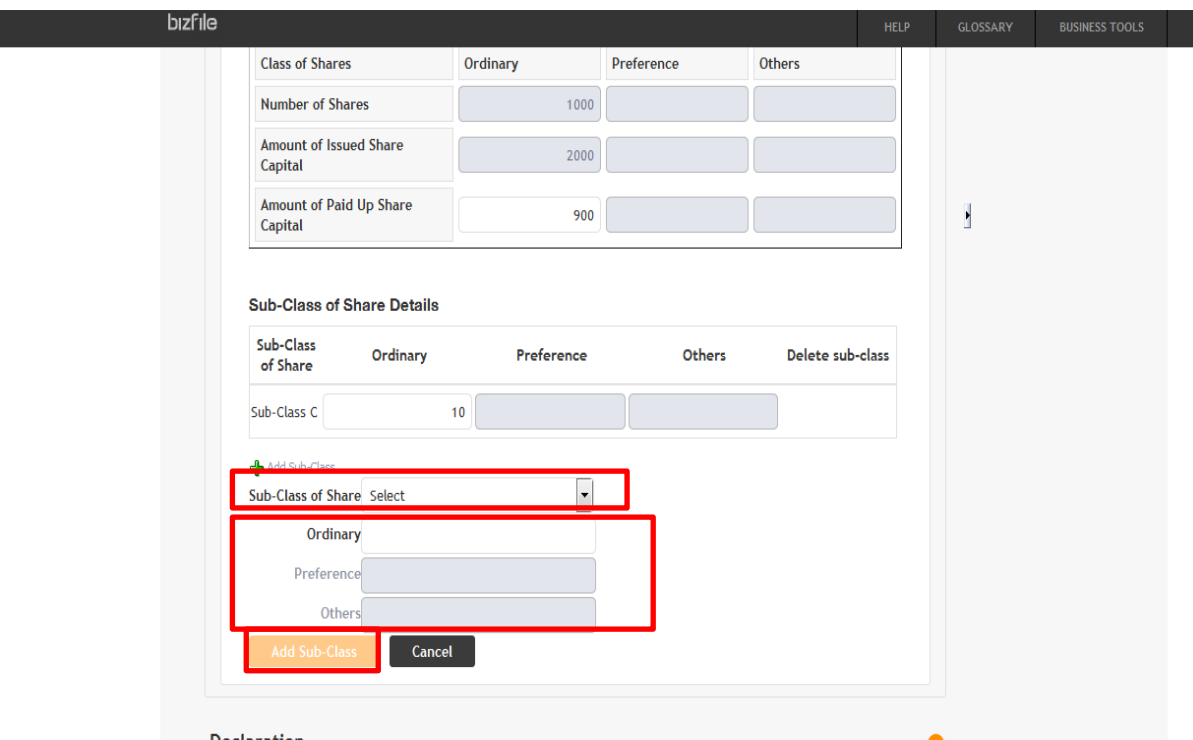
Steps	Descriptions
2.	<p>Click on 'Explore eServices'.</p> 
3.	<p>Click on 'Local Company'.</p> 

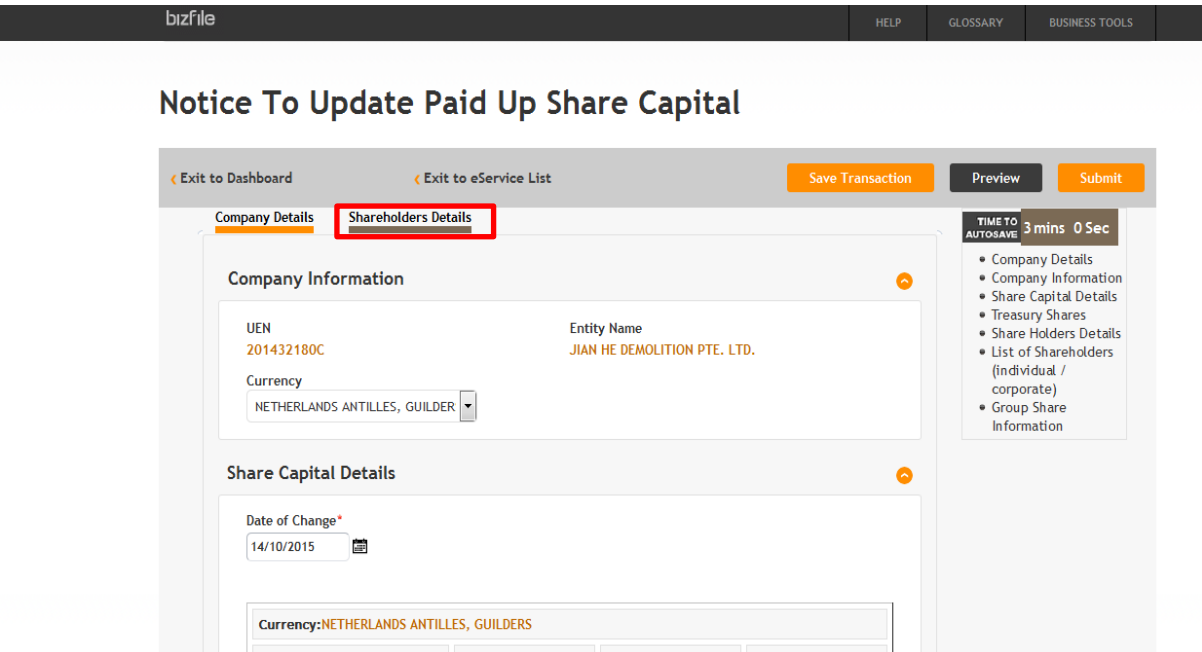
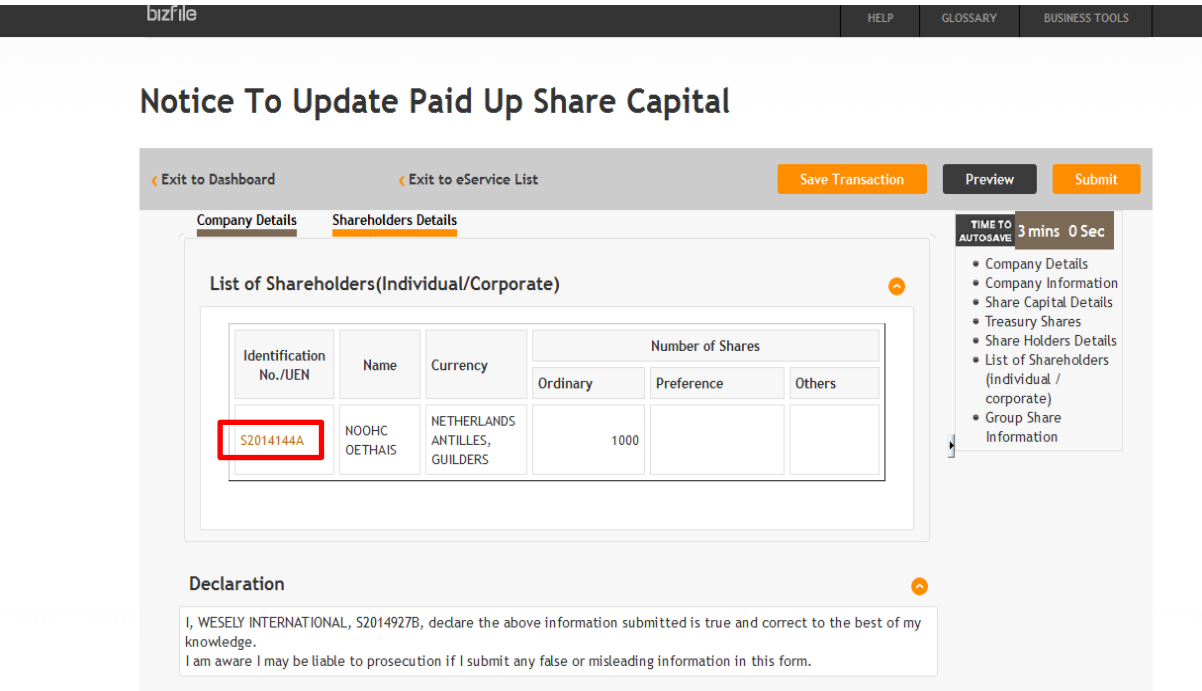
Steps	Descriptions																																																																																				
4.	<p>Alternatively, click on 'Local Company' via eServices</p>  <p>The screenshot shows the bizfile website interface. At the top, there are navigation links for HELP, GLOSSARY, and BUSINESS TOOLS. Below this, there are several sections: a list of eServices (including FA/Q Enquiry, Value Added Service, Refund Application, etc.), a 'Buy Information' section with a sub-header 'Buy the most trusted business information in Singapore', and a 'Statistical Data' section with a bar chart. At the bottom, there is a navigation menu with categories like 'Explore eServices', 'Buy Information', and 'About Bizfile'. The 'Local Company' option under 'Explore eServices' is highlighted with a red box.</p>																																																																																				
5.	<p>Click on 'Notice To Update Paid Up Share Capital'.</p>  <p>The screenshot shows a list of eServices on the bizfile website. The list is organized into sections: 'CONVERSION FROM BUSINESS TO LOCAL COMPANY', 'NOTIFICATION OF INTENTION TO LODGE OBJECTION TO FUTURE STRIKING OFF SHARES', 'REDUCTION OF SHARE CAPITAL BY SPECIAL RESOLUTION UNDER S78E', 'RETURN OF ALLOTMENT OF SHARES', 'TRANSFER OF SHARES/ UPDATE LIST OF MEMBERS', 'NOTICE OF REDENOMINATION', 'SPECIAL RESOLUTION FOR REDUCTION OF CAPITAL BY PUBLIC COMPANY UNDER S78C', 'NOTICE OF PURCHASE OR ACQUISITION OF ORDINARY/PREFERENCE SHARES/STOCKS', 'NOTICE BY LOCAL COMPANY OF ALTERATION IN SHARE CAPITAL UNDER S71', 'CONVERSION OF SHARES', 'NOTICE OF REDEMPTION OF REDEEMABLE PREFERENCE SHARES', 'PUBLICATION FOR PROPOSED REDUCTION OF SHARE CAPITAL UNDER S78B/C', 'NOTICE OF CANCELLATION OR DISPOSAL OF TREASURY SHARES UNDER S76K', 'NOTICE OF COURT ORDER FOR APPROVAL OF REDUCTION OF SHARE CAPITAL BY SPECIAL RESOLUTION UNDER S90', 'ENDING', 'REVOCATION OF A PUBLIC ACCOUNTING CORPORATION', and 'ANNUAL RETURN'. The 'NOTICE TO UPDATE PAID UP SHARE CAPITAL' option is highlighted with a red box.</p> <table border="1" data-bbox="483 1115 1446 1724"> <thead> <tr> <th>eServices Name</th> <th>Days</th> <th>Fees</th> <th>CheckList</th> </tr> </thead> <tbody> <tr> <td>CONVERSION FROM BUSINESS TO LOCAL COMPANY</td> <td>0 days</td> <td>SS 240</td> <td>🔗</td> </tr> <tr> <td>NOTIFICATION OF INTENTION TO LODGE OBJECTION TO FUTURE STRIKING OFF SHARES</td> <td>0 days</td> <td>SS 0</td> <td>🔗</td> </tr> <tr> <td>REDUCTION OF SHARE CAPITAL BY SPECIAL RESOLUTION UNDER S78E</td> <td>0 days</td> <td>SS</td> <td>🔗</td> </tr> <tr> <td><b>NOTICE TO UPDATE PAID UP SHARE CAPITAL</b></td> <td>0 days</td> <td>SS 0</td> <td>🔗</td> </tr> <tr> <td>RETURN OF ALLOTMENT OF SHARES</td> <td>14 days</td> <td>SS 0</td> <td>🔗</td> </tr> <tr> <td>TRANSFER OF SHARES/ UPDATE LIST OF MEMBERS</td> <td>30 days</td> <td>SS</td> <td>🔗</td> </tr> <tr> <td>NOTICE OF REDENOMINATION</td> <td>30 days</td> <td>SS 0</td> <td>🔗</td> </tr> <tr> <td>SPECIAL RESOLUTION FOR REDUCTION OF CAPITAL BY PUBLIC COMPANY UNDER S78C</td> <td>15 days</td> <td>SS 0</td> <td>🔗</td> </tr> <tr> <td>NOTICE OF PURCHASE OR ACQUISITION OF ORDINARY/PREFERENCE SHARES/STOCKS</td> <td>30 days</td> <td>SS 0</td> <td>🔗</td> </tr> <tr> <td>NOTICE BY LOCAL COMPANY OF ALTERATION IN SHARE CAPITAL UNDER S71</td> <td>30 days</td> <td>SS 0</td> <td>🔗</td> </tr> <tr> <td>CONVERSION OF SHARES</td> <td>30 days</td> <td>SS 0</td> <td>🔗</td> </tr> <tr> <td>NOTICE OF REDEMPTION OF REDEEMABLE PREFERENCE SHARES</td> <td>14 days</td> <td>SS 0</td> <td>🔗</td> </tr> <tr> <td>PUBLICATION FOR PROPOSED REDUCTION OF SHARE CAPITAL UNDER S78B/C</td> <td>0 days</td> <td>SS 0</td> <td>🔗</td> </tr> <tr> <td>NOTICE OF CANCELLATION OR DISPOSAL OF TREASURY SHARES UNDER S76K</td> <td>30 days</td> <td>SS 0</td> <td>🔗</td> </tr> <tr> <td>NOTICE OF COURT ORDER FOR APPROVAL OF REDUCTION OF SHARE CAPITAL BY SPECIAL RESOLUTION UNDER S90</td> <td>90 days</td> <td>SS 0</td> <td>🔗</td> </tr> <tr> <td>ENDING</td> <td></td> <td></td> <td></td> </tr> <tr> <th>eServices Name</th> <th>Days</th> <th>Fees</th> <th>CheckList</th> </tr> <tr> <td>REVOCATION OF A PUBLIC ACCOUNTING CORPORATION</td> <td>0 days</td> <td>SS 0</td> <td>🔗</td> </tr> <tr> <td>ANNUAL RETURN</td> <td></td> <td></td> <td></td> </tr> <tr> <th>eServices Name</th> <th>Days</th> <th>Fees</th> <th>CheckList</th> </tr> </tbody> </table>	eServices Name	Days	Fees	CheckList	CONVERSION FROM BUSINESS TO LOCAL COMPANY	0 days	SS 240	🔗	NOTIFICATION OF INTENTION TO LODGE OBJECTION TO FUTURE STRIKING OFF SHARES	0 days	SS 0	🔗	REDUCTION OF SHARE CAPITAL BY SPECIAL RESOLUTION UNDER S78E	0 days	SS	🔗	<b>NOTICE TO UPDATE PAID UP SHARE CAPITAL</b>	0 days	SS 0	🔗	RETURN OF ALLOTMENT OF SHARES	14 days	SS 0	🔗	TRANSFER OF SHARES/ UPDATE LIST OF MEMBERS	30 days	SS	🔗	NOTICE OF REDENOMINATION	30 days	SS 0	🔗	SPECIAL RESOLUTION FOR REDUCTION OF CAPITAL BY PUBLIC COMPANY UNDER S78C	15 days	SS 0	🔗	NOTICE OF PURCHASE OR ACQUISITION OF ORDINARY/PREFERENCE SHARES/STOCKS	30 days	SS 0	🔗	NOTICE BY LOCAL COMPANY OF ALTERATION IN SHARE CAPITAL UNDER S71	30 days	SS 0	🔗	CONVERSION OF SHARES	30 days	SS 0	🔗	NOTICE OF REDEMPTION OF REDEEMABLE PREFERENCE SHARES	14 days	SS 0	🔗	PUBLICATION FOR PROPOSED REDUCTION OF SHARE CAPITAL UNDER S78B/C	0 days	SS 0	🔗	NOTICE OF CANCELLATION OR DISPOSAL OF TREASURY SHARES UNDER S76K	30 days	SS 0	🔗	NOTICE OF COURT ORDER FOR APPROVAL OF REDUCTION OF SHARE CAPITAL BY SPECIAL RESOLUTION UNDER S90	90 days	SS 0	🔗	ENDING				eServices Name	Days	Fees	CheckList	REVOCATION OF A PUBLIC ACCOUNTING CORPORATION	0 days	SS 0	🔗	ANNUAL RETURN				eServices Name	Days	Fees	CheckList
eServices Name	Days	Fees	CheckList																																																																																		
CONVERSION FROM BUSINESS TO LOCAL COMPANY	0 days	SS 240	🔗																																																																																		
NOTIFICATION OF INTENTION TO LODGE OBJECTION TO FUTURE STRIKING OFF SHARES	0 days	SS 0	🔗																																																																																		
REDUCTION OF SHARE CAPITAL BY SPECIAL RESOLUTION UNDER S78E	0 days	SS	🔗																																																																																		
<b>NOTICE TO UPDATE PAID UP SHARE CAPITAL</b>	0 days	SS 0	🔗																																																																																		
RETURN OF ALLOTMENT OF SHARES	14 days	SS 0	🔗																																																																																		
TRANSFER OF SHARES/ UPDATE LIST OF MEMBERS	30 days	SS	🔗																																																																																		
NOTICE OF REDENOMINATION	30 days	SS 0	🔗																																																																																		
SPECIAL RESOLUTION FOR REDUCTION OF CAPITAL BY PUBLIC COMPANY UNDER S78C	15 days	SS 0	🔗																																																																																		
NOTICE OF PURCHASE OR ACQUISITION OF ORDINARY/PREFERENCE SHARES/STOCKS	30 days	SS 0	🔗																																																																																		
NOTICE BY LOCAL COMPANY OF ALTERATION IN SHARE CAPITAL UNDER S71	30 days	SS 0	🔗																																																																																		
CONVERSION OF SHARES	30 days	SS 0	🔗																																																																																		
NOTICE OF REDEMPTION OF REDEEMABLE PREFERENCE SHARES	14 days	SS 0	🔗																																																																																		
PUBLICATION FOR PROPOSED REDUCTION OF SHARE CAPITAL UNDER S78B/C	0 days	SS 0	🔗																																																																																		
NOTICE OF CANCELLATION OR DISPOSAL OF TREASURY SHARES UNDER S76K	30 days	SS 0	🔗																																																																																		
NOTICE OF COURT ORDER FOR APPROVAL OF REDUCTION OF SHARE CAPITAL BY SPECIAL RESOLUTION UNDER S90	90 days	SS 0	🔗																																																																																		
ENDING																																																																																					
eServices Name	Days	Fees	CheckList																																																																																		
REVOCATION OF A PUBLIC ACCOUNTING CORPORATION	0 days	SS 0	🔗																																																																																		
ANNUAL RETURN																																																																																					
eServices Name	Days	Fees	CheckList																																																																																		

Steps	Descriptions
6.	<p>Enter the SingPass ID and SingPass. Click on Login.</p> 
7.	<p>The Checklist page is displayed.</p> 

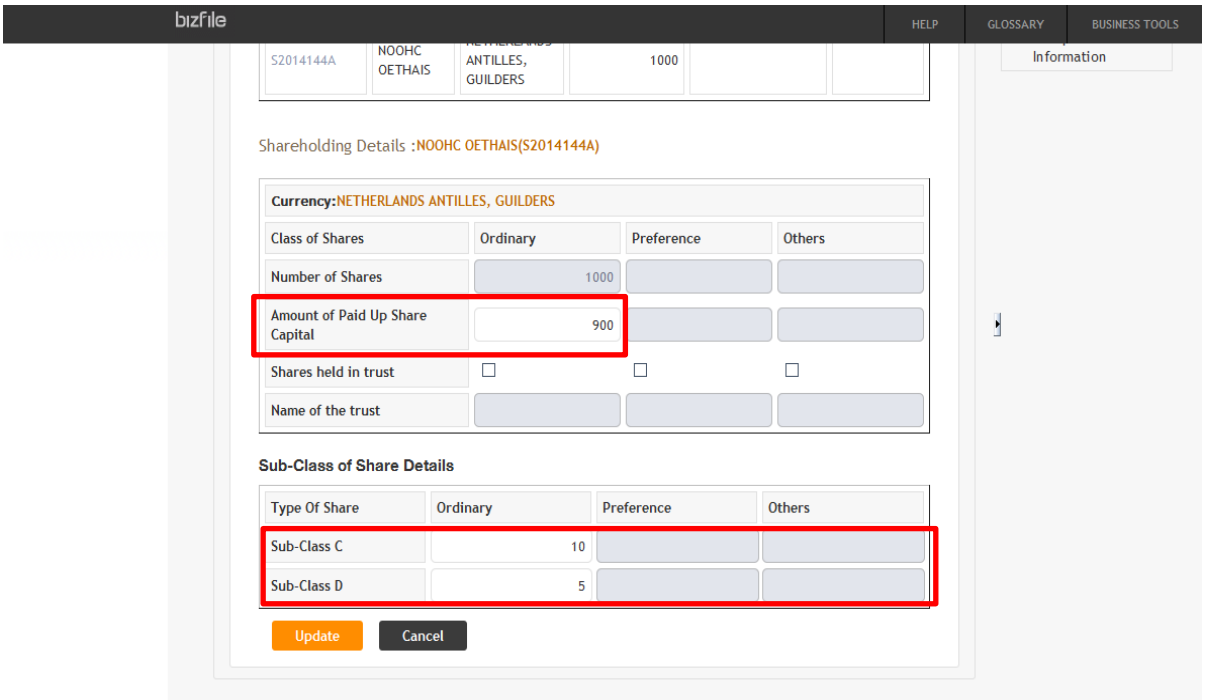
Steps	Descriptions
8.	<p>Enter UEN and click 'Next'.</p>  <p>The screenshot shows the bizfile website interface. At the top, there is a navigation bar with 'bizfile', 'HELP', 'GLOSSARY', and 'BUSINESS TOOLS'. Below this, there are tabs for 'Entity' and 'Public Accountant'. A main menu includes 'Home', 'Explore eServices', 'Buy Information', 'About Bizfile', and 'FAQ'. An announcement banner is visible. The main heading is 'Notice To Update Paid Up Share Capital'. Below the heading, there are links for 'Exit to Dashboard' and 'Exit to eService List', and a 'Next' button highlighted with a red box. The 'Before You Start' section contains an 'Information' box with a list of instructions and a 'Print Information' link. At the bottom, the 'UEN*' field is highlighted with a red box and contains the value '201432180C'.</p>
9.	<p>The eform is displayed.</p>  <p>The screenshot shows the bizfile website interface with the 'Notice To Update Paid Up Share Capital' eform displayed. The navigation bar is the same as in the previous screenshot. The main heading is 'Notice To Update Paid Up Share Capital'. Below the heading, there are links for 'Exit to Dashboard' and 'Exit to eService List', and buttons for 'Save Transaction', 'Preview', and 'Submit'. The form is divided into two sections: 'Company Details' and 'Shareholders Details'. The 'Company Information' section includes fields for 'UEN' (201432180C), 'Entity Name' (JIAN HE DEMOLITION PTE. LTD.), and 'Currency' (NETHERLANDS ANTILLES, GUILDER). The 'Share Capital Details' section includes a 'Date of Change' field and a 'Currency' dropdown (NETHERLANDS ANTILLES, GUILDERS). At the bottom, there are buttons for 'Class of Shares' (Ordinary, Preference, Others). A 'TIME TO AUTOSAVE' indicator shows '3 mins 0 Sec'. A table of contents on the right lists the form sections.</p>

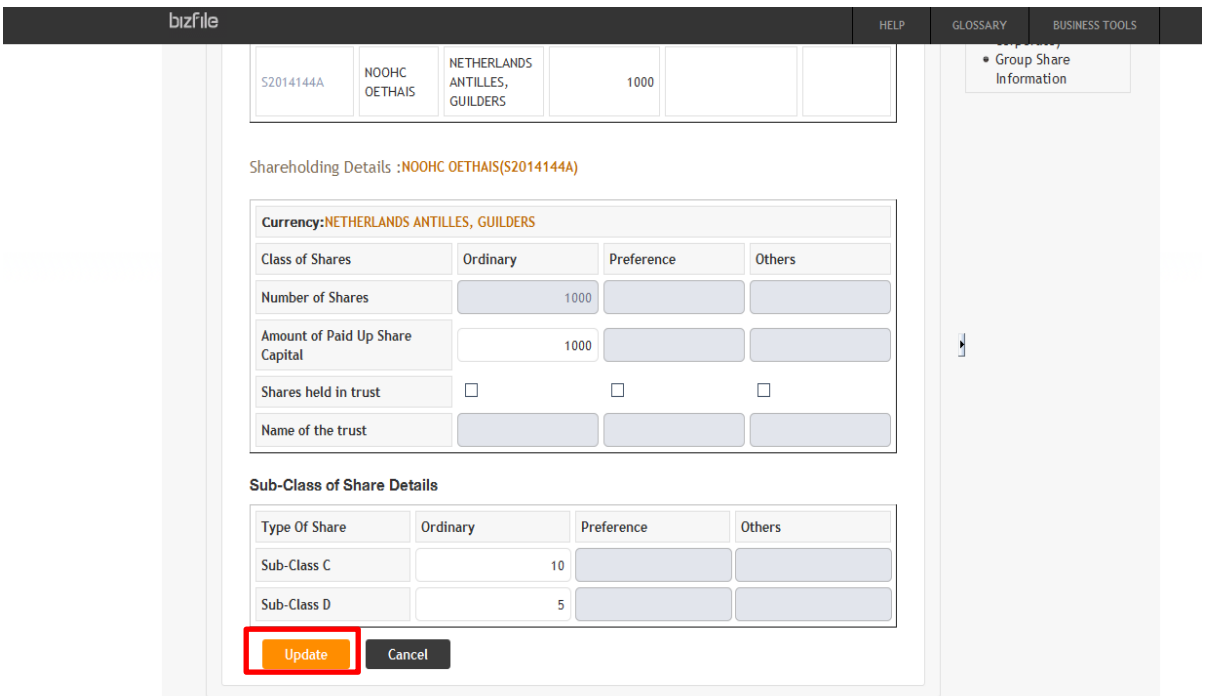
Steps	Descriptions
10.	<p>Select the 'Currency'.</p>  <p>The screenshot shows the 'bizfile' interface for 'Company Information'. The 'Currency' dropdown is highlighted with a red box. Below it, the 'Share Capital Details' section is visible, showing a table with columns for 'Class of Shares', 'Number of Shares', 'Amount of Issued Share Capital', and 'Amount of Paid Up Share Capital'. The 'Currency' is set to 'NETHERLANDS ANTILLES, GUILDERS'.</p>
11.	<p>Enter Date of Change and Update the Amount of Paid Up Share Capital.</p>  <p>The screenshot shows the 'bizfile' interface for 'Share Capital Details'. The 'Date of Change' field is highlighted with a red box and set to '14/10/2015'. The 'Amount of Paid Up Share Capital' field is also highlighted with a red box and set to '1000'. The 'Currency' is set to 'NETHERLANDS ANTILLES, GUILDERS'.</p>

Steps	Descriptions
12.	<p>Click on 'Add Sub Class' to add new sub classes.</p>  <p>The screenshot shows the 'Share Capital Details' form. At the top, there is a 'Date of Change*' field with a calendar icon. Below it, the 'Currency' is set to 'NETHERLANDS ANTILLES, GULDERS'. A table lists 'Class of Shares' with columns for 'Ordinary', 'Preference', and 'Others'. The 'Number of Shares' for 'Ordinary' is 1000. Below this, 'Amount of Issued Share Capital' is 2000 and 'Amount of Paid Up Share Capital' is 900. A 'Sub-Class of Share Details' section has a table with columns 'Sub-Class of Share', 'Ordinary', 'Preference', 'Others', and 'Delete sub-class'. A row for 'Sub-Class C' shows '10' in the 'Ordinary' column. At the bottom left, the '+ Add Sub-Class' button is highlighted with a red box.</p>
13.	<p>Select Sub class, Enter the Number of shares in type of Share and click 'Add Sub Class'.</p>  <p>The screenshot shows the 'Add Sub-Class' modal form. It has a table for 'Class of Shares' with columns 'Ordinary', 'Preference', and 'Others'. The 'Number of Shares' for 'Ordinary' is 1000. Below this, 'Amount of Issued Share Capital' is 2000 and 'Amount of Paid Up Share Capital' is 900. A 'Sub-Class of Share Details' section has a table with columns 'Sub-Class of Share', 'Ordinary', 'Preference', 'Others', and 'Delete sub-class'. A row for 'Sub-Class C' shows '10' in the 'Ordinary' column. Below this, there is a '+ Add Sub-Class' button, a dropdown menu for 'Sub-Class of Share' (set to 'Select'), and input fields for 'Ordinary', 'Preference', and 'Others'. The 'Add Sub-Class' button and the input fields are highlighted with red boxes.</p>

Steps	Descriptions															
14.	<p>Click 'Shareholders Details'.</p> 															
15.	<p>Click on Identification No./UEN.</p>  <table border="1" data-bbox="532 1402 1198 1560"> <thead> <tr> <th rowspan="2">Identification No./UEN</th> <th rowspan="2">Name</th> <th rowspan="2">Currency</th> <th colspan="3">Number of Shares</th> </tr> <tr> <th>Ordinary</th> <th>Preference</th> <th>Others</th> </tr> </thead> <tbody> <tr> <td>S2014144A</td> <td>NOOHC OETHAIS</td> <td>NETHERLANDS ANTILLES, GUILDERS</td> <td>1000</td> <td></td> <td></td> </tr> </tbody> </table> <p data-bbox="500 1654 1247 1759"><b>Declaration</b> I, WESELY INTERNATIONAL, S2014927B, declare the above information submitted is true and correct to the best of my knowledge. I am aware I may be liable to prosecution if I submit any false or misleading information in this form.</p>	Identification No./UEN	Name	Currency	Number of Shares			Ordinary	Preference	Others	S2014144A	NOOHC OETHAIS	NETHERLANDS ANTILLES, GUILDERS	1000		
Identification No./UEN	Name				Currency	Number of Shares										
		Ordinary	Preference	Others												
S2014144A	NOOHC OETHAIS	NETHERLANDS ANTILLES, GUILDERS	1000													



Steps	Descriptions
16.	<p>Update the Amount of Paid up Share Capital or Sub classes as in the Share Capital Details.</p>  <p>The screenshot shows the 'bizfile' interface for 'Shareholding Details :NOOHC OETHAIS(S2014144A)'. The currency is 'NETHERLANDS ANTILLES, GULDERS'. The main table shows 1000 shares. The 'Amount of Paid Up Share Capital' is set to 900. Below, the 'Sub-Class of Share Details' table lists Sub-Class C with 10 shares and Sub-Class D with 5 shares. The 'Update' button is visible at the bottom.</p>

17.	<p>Click on Update.</p>  <p>The screenshot shows the same 'bizfile' interface. The 'Amount of Paid Up Share Capital' is now 1000. The 'Update' button at the bottom is highlighted with a red box, indicating the next step in the process.</p>
-----	---

Steps	Descriptions
-------	--------------

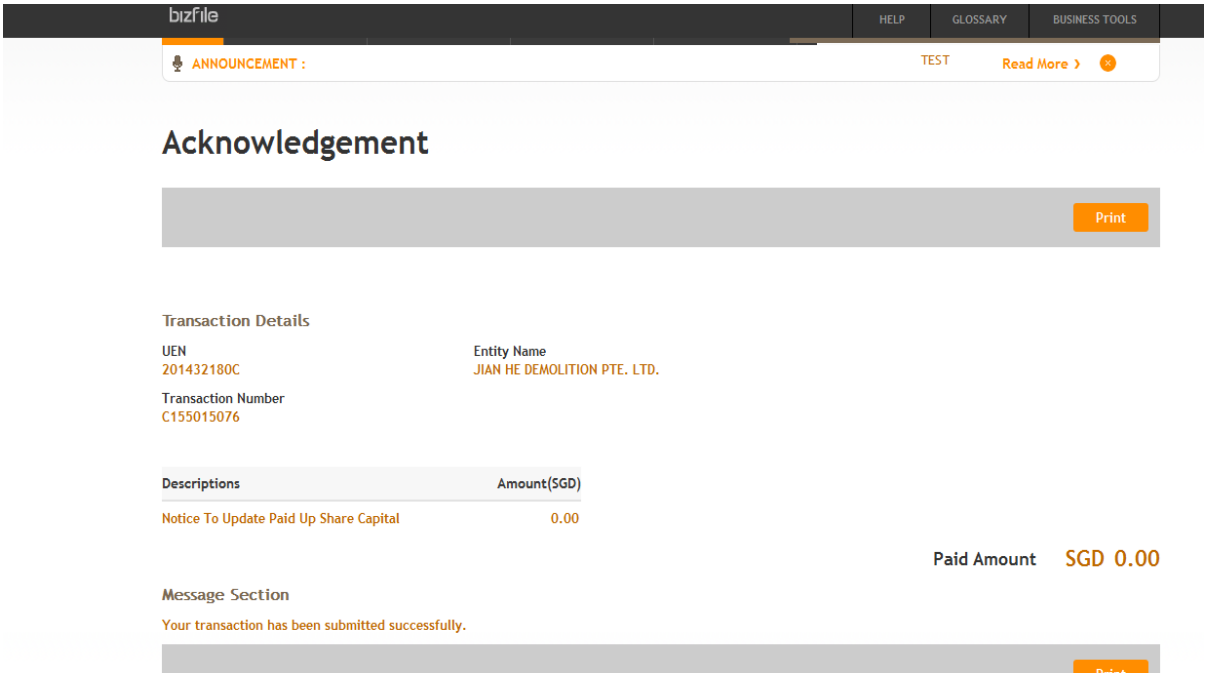
18. Click 'Submit'.

The screenshot shows the 'bizfile' interface for updating share capital. The title is 'Notice To Update Paid Up Share Capital'. At the top right, there are buttons for 'Save Transaction', 'Preview', and 'Submit' (highlighted with a red box). Below the title, there are navigation links for 'Exit to Dashboard' and 'Exit to eService List'. The main content area is divided into 'Company Details' and 'Shareholders Details'. Under 'Shareholders Details', there is a table titled 'List of Shareholders(Individual/Corporate)'. The table has columns for Identification No./UEN, Name, Currency, and Number of Shares (subdivided into Ordinary, Preference, and Others). One shareholder is listed: S2014144A, N00HC OETHAIS, NETHERLANDS ANTILLES, GUILDERS, with 1000 Ordinary shares. Below the table is a 'Declaration' section with a text box containing a declaration statement. On the right side, there is a 'TIME TO AUTOSAVE' indicator showing '3 mins 0 Sec' and a list of navigation options.

19. Verify all the details in the Preview page and click 'Confirm'; Otherwise click 'Exit Preview' and make the relevant changes.

The screenshot shows the 'bizfile' interface for updating share capital in the 'Preview' stage. The title is 'Notice To Update Paid Up Share Capital'. At the top right, there are buttons for 'Exit Preview' (highlighted with a red box), 'Print', and 'Confirm' (highlighted with a red box). Below the title, there are navigation links for 'Exit to Dashboard' and 'Exit to eService List'. The main content area is divided into 'Company Information' and 'Change in Share Capital Details'. Under 'Company Information', there is a table with columns for UEN and Entity Name. The UEN is 201432180C and the Entity Name is JIAN HE DEMOLITION PTE. LTD. Under 'Change in Share Capital Details', there is a table titled '1. Currency: NETHERLANDS ANTILLES, GUILDERS'. The table has columns for Class of Shares, Details, Before, and After. The table shows the following data:

Class of Shares	Details	Before	After
Ordinary	Number of Shares		1000
	Amount of Issued Share Capital		2000
	Amount of Paid Up Share Capital	900	1000

Steps	Descriptions				
20.	<p>The Acknowledgement Page is displayed.</p>  <p>The screenshot shows the 'bizfile' header with navigation links for 'HELP', 'GLOSSARY', and 'BUSINESS TOOLS'. Below the header is an 'ANNOUNCEMENT' section with a 'TEST' label and a 'Read More &gt;' link. The main heading is 'Acknowledgement'. A 'Print' button is located in the top right corner of the main content area. Under 'Transaction Details', the 'UEN' is 201432180C and the 'Entity Name' is JIAN HE DEMOLITION PTE. LTD. The 'Transaction Number' is C155015076. A table lists the transaction description and amount:</p> <table border="1" data-bbox="477 821 894 884"> <thead> <tr> <th>Descriptions</th> <th>Amount(SGD)</th> </tr> </thead> <tbody> <tr> <td>Notice To Update Paid Up Share Capital</td> <td>0.00</td> </tr> </tbody> </table> <p>The 'Paid Amount' is SGD 0.00. The 'Message Section' states 'Your transaction has been submitted successfully.' A second 'Print' button is located at the bottom right of the page.</p>	Descriptions	Amount(SGD)	Notice To Update Paid Up Share Capital	0.00
Descriptions	Amount(SGD)				
Notice To Update Paid Up Share Capital	0.00				